



Honda-Tech > Honda and Acura Model-Specific Technical Forums > Honda Civic/Del Sol (1992 - 2000)
Write Up: How to wire up a Horn on a Non SRS EG Civic

Sign in using an external account

User Name ☐ Remember Me?

Password

[Register](#)

[Forgot Password?](#)

[Register](#)

[FAQ](#)

[Today's Posts](#)

[Search](#)

[Vendors](#)

[Cars](#)

[Garage](#)

[TSBs](#)

Welcome to Honda-Tech!



Welcome to **Honda-Tech.com**.

You are currently viewing our forums as a guest, which gives you limited access to view most discussions and access our other features. By joining our community you will have access to post topics, communicate privately with other members (PM), respond to polls, upload content and access many other special features. Registration is fast, simple and absolutely free so please, **[join the Honda-Tech community today!](#)**



0

1



☒ View First Unread

[Thread Tools](#) [Search this Thread](#)

03-18-2007, 10:24 AM

#1

BolivianFuego

Honda-Tech Member
[Garage is empty, add now](#)



Join Date: Nov 2001
Location: usa
Posts: 4,437
iTrader Rating: (0)



Write Up: How to wire up a Horn on a Non SRS EG Civic


Well if you guys are like me, and ripped out the SRS system of your 92-95 hatches, then most write ups on how to wire up a horn is not useful what so ever due to most using the existing harness SRS harness under the steering column to wire up the power to the horn. Well for those that are like you, you guys are in luck, and now i give you my write up.

Wiring Up a Horn With a Momo/ Aftermarket Steering wheel


Step 1: I will start off at already having the steering wheel off, as theres not much to it. If you do not know how to take off the stock steering wheel, please refer to this thread <http://www.honda-tech.com/zerothread?id=273474> You should be looking at something similar to this:





Step 2: What you will need to do following taking off the steering wheel, is connect a wire to a piece of metal like a pen clip or the brass piece which 88-91 Civics(Part # PART #35259-SH3-A02 For those interested) used, to get contact and power to the horn. Mine Looked similar to this:



You have to find a way to secure it so it makes constant contact to the backing of the hub, as thats where the plug inside your hub gets its power from.



Step 3: Find the Horn relay, Which looks like a black box and is located in your under dash fuse box area. It should look like this:



Step 4: Disconnect the plug, and Connect the other end of wire that is connected to your pen clip or brass fitting, or whatever piece of metal you used to make contact to the back of the hub, to the power connection in the plug which looks like this:



I stripped it out, and shoved it in the female connection of the plug, you should be shoving it in the blue/red connection of the plug above. That is what gives power for the Horn.

Step 5: Install the horn, and plug the one female connection that is connected to the hub to the horn button, and then use a female to female wire(which should be included with hub kit when bought, if not go out and buy one or make one), to connect the inner ring of the hub to the other male connection on the horn button. Test it out as the horn should be wired up, if not re check your connections and see if everything is OK.





Step 6: Re-install your steering wheel, by tightening down the 19mm nut and make sure it lines up good with how the tires are facing, if not take it off and line it up correctly. Also install all plastic garnish pieces and you should be set!

After all this is completed, you should be done!

If there is any questions or confusion feel free to ask. But i hope i made this as thorough as possible as i havent found any real write ups on how to wire up a horn on EG hatches stripped of the SRS system.

I would like to thank member B18CivicEH2 for helping me out a whole lot! Thanks bro and Weakauce.org for the few pics i borrowed off you guys

Modified by BolivianFuego at 5:52 PM 3/19/2007



03-18-2007, 10:53 AM

#2

A.E MotoringHonda-Tech Member
[Garage is empty, add now](#)Join Date: May 2003
Location:
www.shopaemotoring.com,
Ca, Us
Posts: 26,272
iTrader Rating: (1)**Re: Write Up: How to wire up a Horn on a Non SRS EG Civic (BolivianFuego)**

nice!!

[check it](#)<http://www.shopaemotoring.com> Is Your Online Shop For Your Performance Parts!!
Instagram @aemotoring

Quote Post

03-18-2007, 10:55 AM

#3

BlueIntegraBoyHonda-Tech Member
[1998 Acura Integra](#)Join Date: Apr 2003
Location: Hawaii --> SoCal
Posts: 23,968
iTrader Rating: (5)**Re: Write Up: How to wire up a Horn on a Non SRS EG Civic (BolivianFuego)**

Nice writeup. So when you connect the wire to the plug, it doesn't reconnect to the relay?

インテグラ タイプ **R 98-0425****07 Pilot EX-L w/Navi & 4x4**

Quote Post

03-18-2007, 11:48 AM

#4

BolivianFuegoHonda-Tech Member
[Garage is empty, add now](#)Join Date: Nov 2001
Location: usa
Posts: 4,437
iTrader Rating: (0)**Re: Write Up: How to wire up a Horn on a Non SRS EG Civic (BlueIntegraBoy)**

No. But you can reconnect it to the relay if you wanted to, but you;d just have to cut into the wire itself so you get power some how to the metal clip.

JustDoingMy Thing.

Quote Post

03-30-2007, 12:31 PM

#5

A.E MotoringHonda-Tech Member
[Garage is empty, add now](#)Join Date: May 2003
Location:
www.shopaemotoring.com,
Ca, Us
Posts: 26,272
iTrader Rating: (1)**Re: Write Up: How to wire up a Horn on a Non SRS EG Civic (BolivianFuego)**

i just did this right now, **** actually worked, lol good job

[check it](#)<http://www.shopaemotoring.com> Is Your Online Shop For Your Performance Parts!!
Instagram @aemotoring

Quote Post

03-31-2007, 03:37 PM

#6

BolivianFuegoHonda-Tech Member
[Garage is empty, add now](#)Join Date: Nov 2001
Location: usa
Posts: 4,437
iTrader Rating: (0)**Re: Write Up: How to wire up a Horn on a Non SRS EG Civic (Dual Cam Racing)****JustDoingMy Thing.**

Quote Post

05-29-2007, 03:50 PM

#Z

r3sgtec**Re: Write Up: How to wire up a Horn on a Non SRS EG Civic (BolivianFuego)**

Honda-Tech Member
[Garage is empty, add now](#)



Join Date: Jun 2006
 Location: san jose, ca, united states
 Posts: 240
 iTrader Rating: (0)



08-03-2007, 11:24 PM

Jusdm

Honda-Tech Member
[Garage is empty, add now](#)



Join Date: Aug 2007
 Location: elizabeth, nj, union
 Posts: 418
 iTrader Rating: (0)



08-25-2007, 10:13 AM

Jusdm

Honda-Tech Member
[Garage is empty, add now](#)



Join Date: Aug 2007
 Location: elizabeth, nj, union
 Posts: 418
 iTrader Rating: (0)



02-20-2008, 06:23 PM

IanB

Junior Member
[Garage is empty, add now](#)



Join Date: Jan 2007
 Location: Winnipeg, MB, Canada
 Posts: 233
 iTrader Rating: (0)



05-24-2008, 11:00 AM

ts_eg6

Junior Member
[Garage is empty, add now](#)



Join Date: Nov 2007
 Posts: 19
 iTrader Rating: (0)



12-15-2008, 03:58 PM

i3t1p

Honda-Tech Member
[Garage is empty, add now](#)



Join Date: Apr 2006
 Location: F0ck ur Offer, USA
 Posts: 1,275

Will this work with a stock steering wheel? i missing the end part of the harness...

WTB for my 1993 cx hatchback:

si or ex lip
 gsr blades with tires
 or rota gt3's black with polished lip.

i will remove item when i have it, so if you see an item you have for sale, LMK!!! i need!!

[Quote Post](#)

#8

Re: Write Up: How to wire up a Horn on a Non SRS EG Civic (r3sgtec)

Hey man this is the easiest way to do it on my car, because just like you said i ripped out my srs crap.lol.But i have a question i have a jdm type r steering wheel and it has two wires comming out of it un like yours it only has one.What do i do with the other wire.

The sacrifices we make for the things we love!!!
DB SQUAD #224

[Quote Post](#)

#9

Re: Write Up: How to wire up a Horn on a Non SRS EG Civic (Jusdm)

Hey can you answer few question i got about making my horn work.??thanks i would really appreciated.

The sacrifices we make for the things we love!!!
DB SQUAD #224

[Quote Post](#)

#10

Re: Write Up: How to wire up a Horn on a Non SRS EG Civic (Jusdm)

Pics are down, here's hoping photobucket works again tomorrow, looks like a nice writeup!

'99 1.6EL Premium 5M Silver (Mine)
 '05 Legacy 2.5i Limited wagon (Wife's)

[Quote Post](#)

#11



nice ive been trying to find out how to do it

[Quote Post](#)

#12



Found the holy grail!

iTrader Rating: (1)



Quote Post

12-15-2008, 10:51 PM

#13

808ArmyHonda-Tech Member
Garage is empty, add nowJoin Date: May 2007
Location: Kauai, Hawaii, USA
Posts: 148
iTrader Rating: (0)

Quote Post

01-15-2010, 11:54 AM

#14

D0kt3rHonda-Tech Member
Garage is empty, add nowJoin Date: Apr 2009
Posts: 7
iTrader Rating: (0)

dose this work 96-00?, or could some one find me link

My 96 Midori Build. <http://www.honda-tech.com/zerothread?id=2343889>**Re: Write Up: How to wire up a Horn on a Non SRS EG Civic**

My EG6 Horn Relay

Quote Post

03-22-2010, 04:44 PM

#15

PhatFactoryJunior Member
Garage is empty, add nowJoin Date: May 2009
Location: On top of ur gurl
Posts: 119
iTrader Rating: (0)**Re: Write Up: How to wire up a Horn on a Non SRS EG Civic**I need a lil help. I did exactly what was stated above, but somehow when I connect the wire from the **horn relay** to the **back of the hub** the horn goes off by itself, Am I missing something???? Or is this do the the alarm that I have installed??? Please be kind and help. Thanks in advance. 🙏

D15B7 suck's? well I guess it does lol, bitches

Quote Post

03-22-2010, 04:52 PM

#16

JDMinspireddHonda-Tech Member
Garage is empty, add nowJoin Date: Oct 2009
Location: Tri State Area
Posts: 134
iTrader Rating: (0)**Re: Write Up: How to wire up a Horn on a Non SRS EG Civic**

Nice write up

Quote Post

03-06-2012, 10:44 AM

#17

93egallmotorHonda-Tech Member
Garage is empty, add nowJoin Date: Feb 2006
Location: cumberland, md, usa
Posts: 622
iTrader Rating: (0)**Re: Write Up: How to wire up a Horn on a Non SRS EG Civic**

perfect

1994 EG2 del sol

Quote Post

07-18-2013, 01:27 PM

#18

fishdoggHonda-Tech Member
Garage is empty, add now**Re: Write Up: How to wire up a Horn on a Non SRS EG Civic**

yes!



Join Date: Dec 2003
Location: bay area, ca, usa
Posts: 96
iTrader Rating: (0)



Quote Post

8+1 0

Tweet 1



Reply

Ads by Google

[Carbon Synchros](#)

Honda & Acura Hi-Performance Parts
Transmissions Carbon Synchros Gears
www.synchrotech-transmissions.com

[Wire Electrical Wholesale](#)

Find Quality Products from Verified Suppliers. Get
a Live Quote Now!
www.alibaba.com/Wire-Electrical

[Motos Usadas à Venda](#)

Milhares de Anúncios Com Fotos! Compare Preços
e Busque Por Região.
bomnegocio.com/Motos

Tags

[92](#), [aftermarket](#), [button](#), [civic](#), [connecting](#), [horn](#), [install](#), [itr](#), [lip](#), [momo](#), [steering](#), [wheel](#), [wire](#), [wiring](#), [write](#)

« [Previous Thread](#) | [Next Thread](#) »

Posting Rules



You **may not** post new threads
You **may not** post replies
You **may not** post attachments
You **may not** edit your posts

[BB code](#) is **On**
[Smilies](#) are **On**
[IMG](#) code is **On**
HTML code is **Off**

Forum Jump

Honda Civic/DeI Sol (1992 - 2000) ▼

Go

All times are GMT -8. The time now is 07:10 PM.

-- HondaTechVB37 ▼

[Site Guidelines](#) - [Contact Us](#) - [Honda-Tech.com](#) - [Privacy Statement](#) - [Top](#)

[Advertise](#) | [Privacy Statement](#) | [Terms of Use](#) | [Jobs](#)

2008 Copyright, InternetBrands Inc.
Powered by vBulletin® Version 3.7.4
Copyright ©2000 - 2014, Jelsoft Enterprises Ltd.

Honda and the Honda marquee are registered trademarks of the American Honda Motor Company, Inc. Neither American Honda Motor Company nor its subsidiaries or affiliates shall bear any responsibility for Honda-Tech.com content, comments, or advertising. Honda-Tech.com is not affiliated with American Honda Motor Company in any way. American Honda Motor Company does not sponsor, support, or endorse Honda-Tech.com in any way. Copyright/trademark/sales mark infringements are not intended or implied.

